



GMT: **HOWARD LEE**

Location: **ENGLAND**

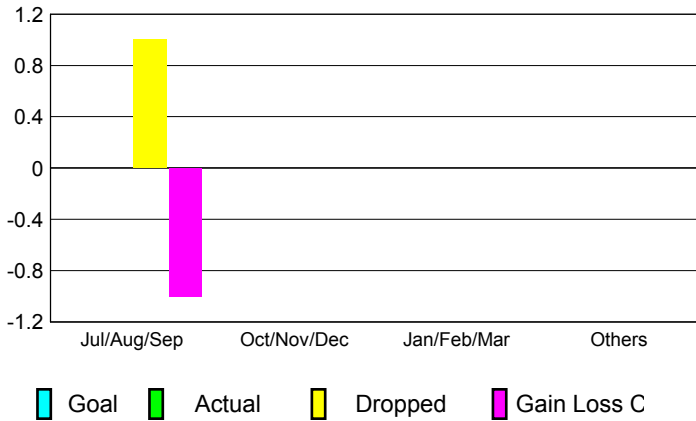
GMT CA: **4**

CLUBS

Month	New Club Goal	Actual New Clubs	Actual Dropped Clubs	Gain/Loss of Clubs
2012-2013				
Jul/Aug/Sep	0	0	1	-1
Oct/Nov/Dec	0	0	0	0
Jan/Feb/Mar	0	0	0	0
Apr/May/June	0	0	0	0
Totals	0	0	1	-1

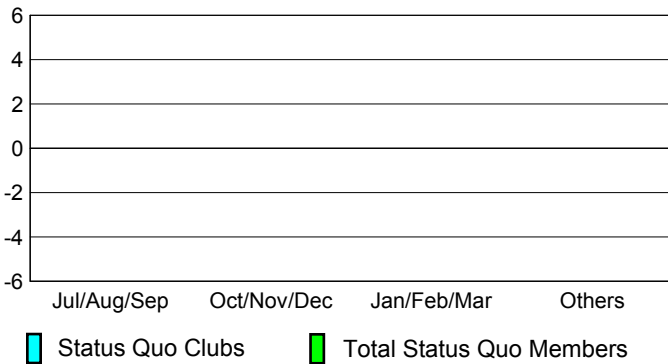
Club Results 2012-2013

Goal, New, Dropped, Gain/Loss




YTD Status Quo Clubs 2012-2013

Status Quo Clubs Compared to Status Quo Members



Club Gain/Loss 2012-2013

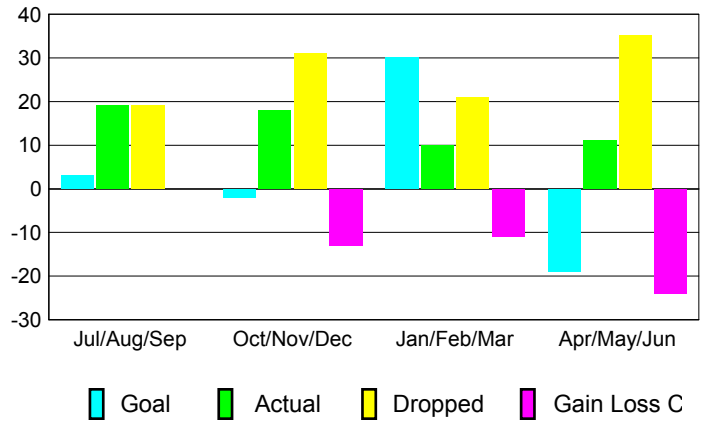


MEMBERSHIP

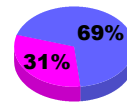
Month	Net Memb Goal	Actual New Memb	Actual Dropped Memb	Gain/Loss of Memb
2012-2013				
Jul/Aug/Sep	3	19	19	0
Oct/Nov/Dec	-2	18	31	-13
Jan/Feb/Mar	30	10	21	-11
Apr/May/June	-19	11	35	-24
Totals	12	58	106	-48

Membership Results 2012-2013

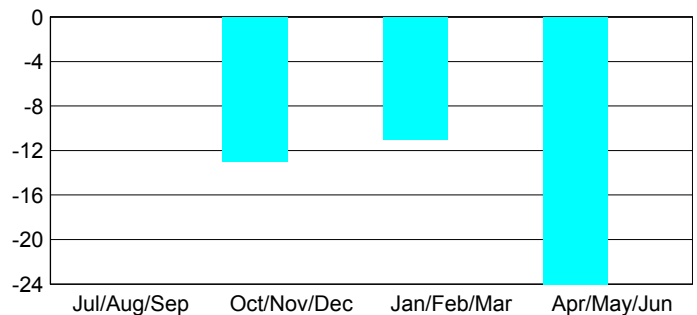
Goal, New, Dropped, Gain/Loss



Gender Comparison 2012-2013



Membership Gain/Loss 2012-2013





GMT: **HOWARD LEE**

Location: **WALES**

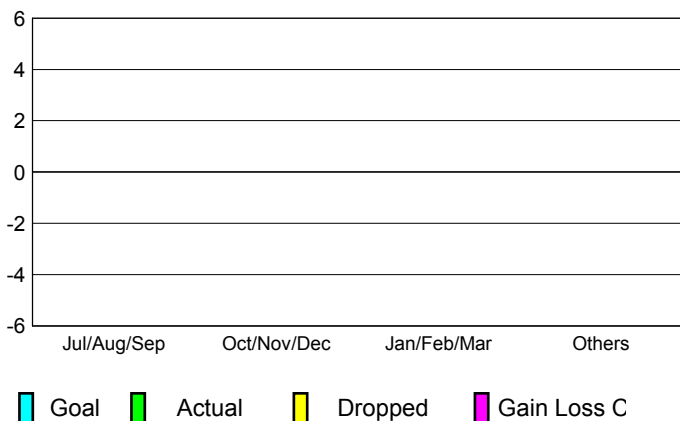
GMT CA: **4**

CLUBS

Month	New Club Goal	Actual New Clubs	Actual Dropped Clubs	Gain/Loss of Clubs
2012-2013				
Jul/Aug/Sep	0	0	0	0
Oct/Nov/Dec	0	0	0	0
Jan/Feb/Mar	0	0	0	0
Apr/May/June	0	0	0	0
Totals	0	0	0	0

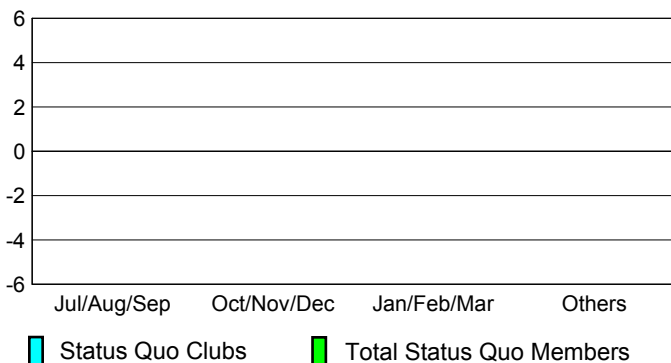
Club Results 2012-2013

Goal, New, Dropped, Gain/Loss




YTD Status Quo Clubs 2012-2013

Status Quo Clubs Compared to Status Quo Members



Club Gain/Loss 2012-2013

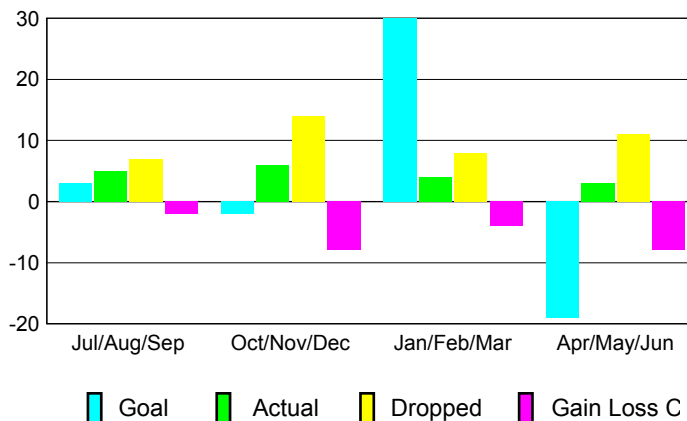


MEMBERSHIP

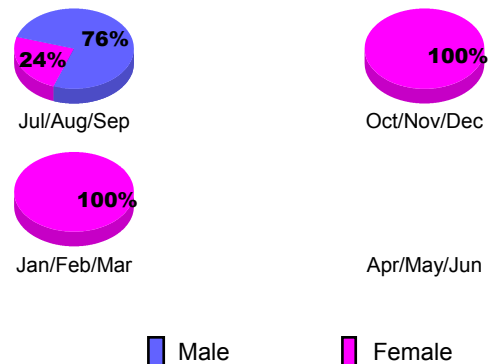
Month	Net Memb Goal	Actual New Memb	Actual Dropped Memb	Gain/Loss of Memb
2012-2013				
Jul/Aug/Sep	3	5	7	-2
Oct/Nov/Dec	-2	6	14	-8
Jan/Feb/Mar	30	4	8	-4
Apr/May/June	-19	3	11	-8
Totals	12	18	40	-22

Membership Results 2012-2013

Goal, New, Dropped, Gain/Loss



Gender Comparison 2012-2013



Membership Gain/Loss 2012-2013

